

mono•mounts®

best for single panel installations



install your panels

• easily • quickly • securely

ALUMINIUM RANGE

Available with a Natural finish in the following sizes



BRASS RANGE

Available with the finishes and colours below in Small, Medium, Large, XL and XXL sizes



HYBRID RANGE

Gloss clear resin A Parts with the E Part options below in Small, Medium, Large and XL sizes



RESIN RANGE

Standard colours - available with a Gloss or Matt finish in Small, Medium and Large sizes



RESIN RANGE

PT colours - available with a Gloss or Matt finish in Small, Medium and Large sizes

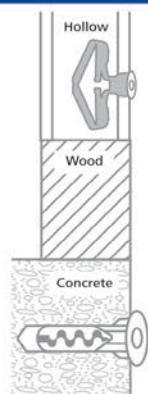


mono•mounts®

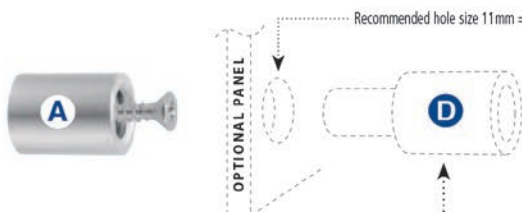
install your panels | easily | quickly | securely

STANDARD PARTS

Are **A** + **E** Parts which are sold as a set. Optional extra **D** Parts are sold separately

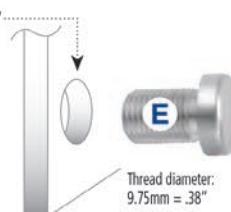


The internal back wall of **A Parts** are designed to accommodate the head of an 8 or 9 gauge countersunk screw or bolt.



Important:
Use approved wall anchors when required.

E Parts screw into **A** or **D** Parts.



D Parts screw between **A** + **E** Parts.




extra spacers (**D Parts**) are used to hold more panels and/or increase the standoff distance.

SINGLE PANELS

Are secured between **A** + **E** Parts

monomounts hold panels between **A** + **E** Parts



1 Single panel




MULTIPLE LAYERS

Panels are secured between **A** + **D** Parts and **D** + **E** Parts

Using extra spacers (**D Parts**) give you more creative options including:

- multiple panel layers with different colours and textures
- offsetting some layers
- **D Parts** can also be used to increase the standoff distance



1 Front panel
2 Extra panel



